
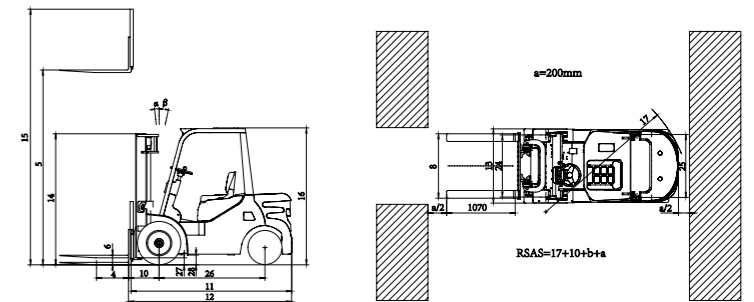
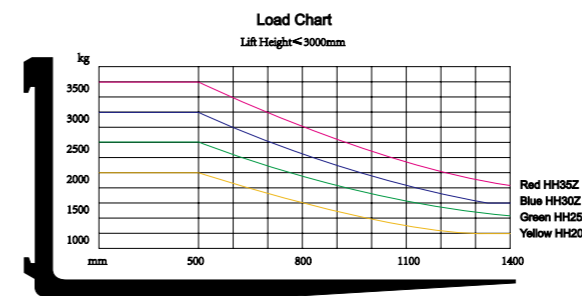


Technical Parameter

2.0/2.5Ton Diesel Forklift


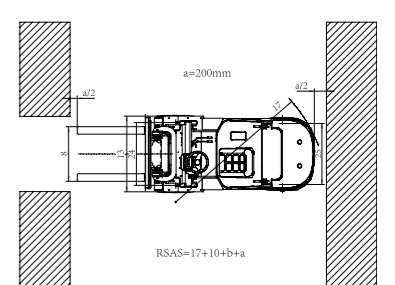
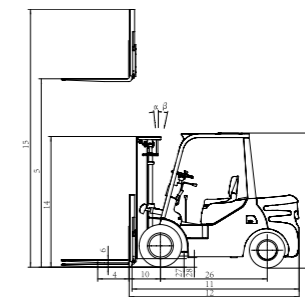
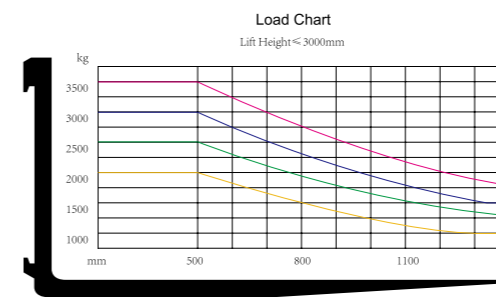
General	1	Model 型号		UNIT	HH20 (Z)	HH20 (Z)	HH25 (Z)	HH25 (Z)	
	2	Power type 动力形式		--	Diesel	Diesel	Diesel	Diesel	
	3	Rated capacity 额定载荷		kg	2000	2000	2500	2500	
	4	Load center 载荷中心距		mm	500	500	500	500	
Dimensions	5	Lift height 起升高度		mm	3000	3000	3000	3000	
	6	Free lift height 自由起升高度		mm	110	110	110	110	
	7	Fork size(L*W*T) 货叉尺寸		mm	1070×120×40	1070×120×40	1070×120×40	1070×120×40	
	8	Fork outside spread(Min./Max.) 货叉间距 (外侧)		mm	245/1030	245/1030	245/1030	245/1030	
	9	Mast tilt range(F/R) 门架倾角 (前/后)		deg	6/12	6/12	6/12	6/12	
	10	Front overhang 前悬距		mm	480	480	480	480	
	Overall dimensions	11	Length to face of fork 总长	Without fork 不带货叉	mm	2500	2500	2570	2570
				With fork 带货叉	mm	2540	2540	2610	2610
				Wheel width 车轮宽	mm	1160	1160	1160	1160
		14	Mast lowered height 门架不起升高度		mm	2050	2050	2050	2050
		15	Mast extended height 门架起升高度		mm	4000	4000	4000	4000
		16	Overhead guard height 安全架高度		mm	2150	2150	2150	2150
	17	Turning radius 最小转弯半径		mm	2320	2320	2380	2380	
	18	Min. right angle aisle width 最小直角通道宽度		mm	1910	1910	2000	2000	
Performance	19	Travel speed (unload/full load) 行驶速度 (空载/满载)		km/h	20/18.5	20/18.5	20/18.5	20/18.5	
	20	Lift speed (unload/ full load) 起升速度 (空载/满载)		mm/s	510/450	510/450	510/450	510/450	
	21	Max. gradeability 最大爬坡度		%	20	20	20	20	
Wheel & Tires	22	Tires 轮胎	Front 前轮	--	7.00-12-12PR	7.00-12-12PR	7.00-12-12PR	7.00-12-12PR	
			Rear 后轮	--	6.00-9-10PR	6.00-9-10PR	6.00-9-10PR	6.00-9-10PR	
	24	Tread 轮距	Front 前轮	mm	970	970	970	970	
			Rear 后轮	mm	980	980	980	980	
	26	Wheelbase 轴距		mm	1650	1650	1650	1650	
	27	Min. ground clearance 最小离地间隙 (unload/ full load) (空载/满载)	Mast 门架	mm	160/140	160/140	160/140	160/140	
Frame 车架			mm	150/130	150/130	150/130	150/130		
29	Battery 蓄电池		v/ah	12/90	12/90	12/90	12/90		
Drive units	30	Model 型号		--	C240	C490BPG-262	C240	C490BPG-262	
	31	Rated output 额定功率		kw/r.p.m	35.4/2500	40/2650	35.4/2500	40/2650	
	32	Rated torque 额定扭矩		n.m/r.p.m	139/1800	148/1800	139/1800	148/1800	
	33	Displacement 排量		cc	2369	2540	2369	2540	
	34	No. of cylinder 缸数		--	4	4	4	4	
	35	Bore×stroke 缸径 × 行程		mm	90×100	90×100	90×100	90×100	
	36	Transmission 双变	Model 型号		--	Hydraulic	Hydraulic	Hydraulic	Hydraulic
			Shift (FWD/RVS) 档位 (前/后)		--	1/1	1/1	1/1	1/1
38	Operating pressure 工作压力		mpa	17.5	17.5	17.5	17.5		



Technical Parameter

3.0/3.5Ton Diesel Forklift

General	1	Model 型号		UNIT	HH30 (Z)	HH30 (Z)	HH35 (Z)	HH35 (Z)	
	2	Power type 动力形式		--	Diesel	Diesel	Diesel	Diesel	
	3	Rated capacity 额定载荷		kg	3000	3000	3500	3500	
	4	Load center 载荷中心距		mm	500	500	500	500	
Dimensions	5	Lift height 起升高度		mm	3000	3000	3000	3000	
	6	Free lift height 自由起升高度		mm	110	110	110	110	
	7	Fork size(L*W*T) 货叉尺寸		mm	1070×125×45	1070×125×45	1070×125×45	1070×125×45	
	8	Fork outside spread(Min./Max.) 货叉间距 (外侧)		mm	255/1100	255/1100	255/1100	255/1100	
	9	Mast tilt range(F/R) 门架倾角 (前/后)		deg	6/12	6/12	6/12	6/12	
	10	Front overhang 前悬距		mm	500	500	500	500	
	Overall dimensions	11	Length to face of fork 总长	Without fork 不带货叉	mm	2680	2680	2730	2730
				With fork 带货叉	mm	2725	2725	2775	2775
				Wheel width 车轮宽	mm	1210	1210	1210	1210
		14	Mast lowered height 门架不起升高度		mm	2080	2080	2080	2080
	15	Mast extended height 门架起升高度		mm	4110	4110	4110	4110	
	16	Overhead guard height 安全架高度		mm	2150	2150	2150	2150	
	17	Turning radius 最小转弯半径		mm	2460	2460	2510	2510	
	18	Min. right angle aisle width 最小直角通道宽度		mm	2105	2105	2200	2200	
Performance	19	Travel speed (unload/full load) 行驶速度 (空载/满载)		km/h	20/18.5	20/18.5	20/18.5	20/18.5	
	20	Lift speed (unload/ full load) 起升速度 (空载/满载)		mm/s	510/450	510/450	510/450	510/450	
	21	Max. gradeability 最大爬坡度		%	20	20	20	20	
Wheel & Tires	22	Tires 轮胎	Front 前轮	--	28×9-15-12PR	28×9-15-12PR	28×9-15-12PR	28×9-15-12PR	
			Rear 后轮	--	6.50-10-10PR	6.50-10-10PR	6.50-10-10PR	6.50-10-10PR	
	24	Tread 轮距	Front 前轮	mm	1000	1000	1000	1000	
			Rear 后轮	mm	980	980	980	980	
	26	Wheelbase 轴距		mm	1700	1700	1700	1700	
	27	Min. ground clearance 最小离地间隙 (unload/ full load) (空载/满载)	Mast 门架	mm	160/140	160/140	160/140	160/140	
28	Frame 车架		mm	145/125	145/125	145/125	145/125		
29	Battery 蓄电池		v/ah	12/90	12/90	12/90	12/90		
Drive units	30	Model 型号		--	C240	C490BPG-262	4JG2	C490BPG-262	
	31	Rated output 额定功率		kw/r.p.m	35.4/2500	40/2650	44.9/2450	40/2650	
	32	Rated torque 额定扭矩		n.m/r.p.m	139/1800	148/1800	186/1800	148/1800	
	33	Displacement 排量		cc	2369	2540	3059	2540	
	34	No. of cylinder 缸数		--	4	4	4	4	
	35	Bore×stroke 缸径 × 行程		mm	90×100	90×100	105×125	90×100	
	36	Transmission 双变	Model 型号		--	Hydraulic	Hydraulic	Hydraulic	Hydraulic
			Shift (FWD/RVS) 档位 (前/后)		--	1/1	1/1	1/1	1/1
38	Operating pressure 工作压力		mpa	17.5	17.5	17.5	17.5		


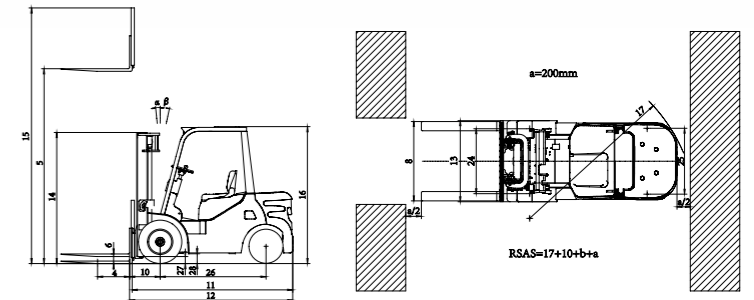
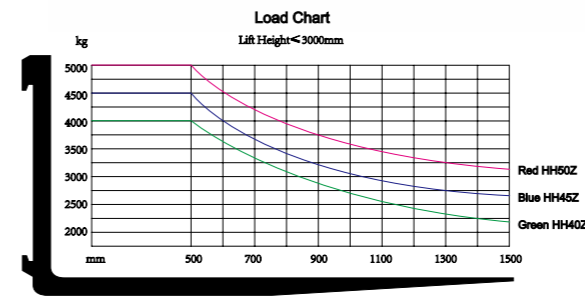


Technical Parameter

4.0Ton Diesel Forklift



General	1	Model 型号		UNIT	HH40Z	HH40		
	2	Power type 动力形式		--	Diesel	Diesel		
	3	Rated capacity 额定载荷		kg	4000	4000		
	4	Load center 载荷中心距		mm	500	500		
Dimensions	5	Lift height 起升高度		mm	3000	3000		
	6	Fork size(L*W*T) 货叉尺寸		mm	1220×150×50	1220×150×50		
	7	Fork outside spread(Min./Max.) 货叉间距 (外侧)		mm	300/1300	300/1300		
	8	Mast tilt range(F/R) 门架倾角 (前/后)		deg	6/12	6/12		
	9	Front overhang 前悬距		mm	530	530		
	10	Overall dimensions	Length to face of fork 总长	Without fork 不带货叉	mm	2870	2870	
				With fork 带货叉	mm	2920	2920	
				Wheel width 车轮宽	mm	1310	1310	
			13	Mast lowered height 门架不起升高度		mm	2180	2180
			14	Mast extended height 门架起升高度		mm	4250	4250
	15	Overhead guard height 安全架高度		mm	2150	2150		
	16	Turning radius 最小转弯半径		mm	2750	2750		
	17	Min. right angle aisle width 最小直角通道宽度		mm	3415	3415		
Performance	18	Travel speed (unload/full load) 行驶速度 (空载/满载)		km/h	13/12	13/12		
	19	Lift speed (unload/ full load) 起升速度 (空载/满载)		mm/s	480	480		
	20	Max. gradeability 最大爬坡度		%	20	20		
Wheel & Tires	21	Tires 轮胎	Front 前轮	--	28×9-15-12PR	28×9-15-12PR		
			Rear 后轮	--	7.00-12-12PR	7.00-12-12PR		
	23	Tread 轮距	Front 前轮	mm	1050	1050		
			Rear 后轮	mm	1070	1070		
	25	Wheelbase 轴距		mm	1900	1900		
	26	Min. ground clearance 最小离地间隙 (unload/ full load) (空载/满载)	Mast 门架	mm	140/110	140/110		
			Frame 车架	mm	170/160	170/160		
	28	Battery 蓄电池		v/ah	2*12/90	2*12/90		
Drive units	31	Engine 发动机	Model 型号		--	4JG2	A498BPG	
			Rated output 额定功率		kw/r.p.m	44.9/2450	45/2650	
			Rated torque 额定扭矩		n.m/r.p.m	186.3/1600-1800	168/1800	
			Displacement 排量		cc	3059	3168	
			No. of cylinder 缸数		--	4	4	
			Bore×stroke 缸径 × 行程		mm	105x125	105x125	
	35	Transmission 双变	Model 型号		--	Hydraulic	Manual	
			Shift (FWD/RVS) 档位 (前/后)		--	2/1	2/1	
37	Operating pressure 工作压力		mpa	17	17			

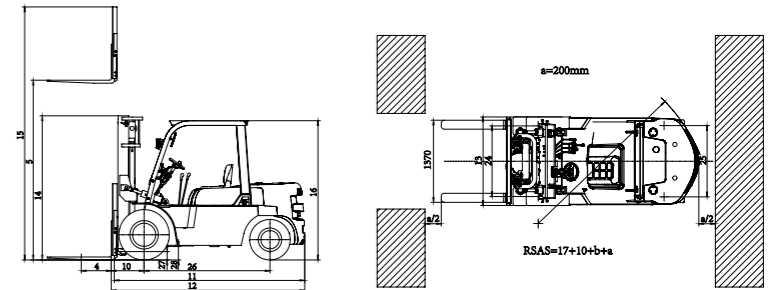
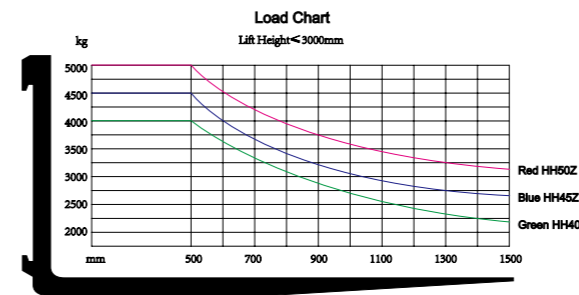


Technical Parameter

4.5Ton Diesel Forklift



General	1	Model 型号		UNIT	HH45Z	HH45	
	2	Power type 动力形式		--	Diesel	Diesel	
	3	Rated capacity 额定载荷		kg	4500	4500	
	4	Load center 载荷中心距		mm	500	500	
Dimensions	5	Lift height 起升高度		mm	3000	3000	
	6	Free lift height 自由起升高度		mm	150	150	
	7	Fork size(L*W*T) 货叉尺寸		mm	1220×150×50	1220×150×50	
	8	Fork outside spread(Min./Max.) 货叉间距 (外侧)		mm	280/1380	280/1380	
	9	Mast tilt range(F/R) 门架倾角 (前 / 后)		deg	6/12	6/12	
	10	Front overhang 前悬距		mm	548	548	
	Overall dimensions	11	Length to face of fork 总长	Without fork 不带货叉	mm	3180	3180
				With fork 带货叉	mm	3230	3230
				Wheel width 车轮宽	mm	1485	1485
		14	Mast lowered height 门架不起升高度		mm	2405	2405
	15	Mast extended height 门架起升高度		mm	4222	4222	
	16	Overhead guard height 安全架高度		mm	2320	2320	
	17	Turning radius 最小转弯半径		mm	2950	2950	
	18	Min. right angle aisle width 最小直角通道宽度		mm	2500	2500	
Performance	19	Travel speed (unload/full load) 行驶速度 (空载 / 满载)		km/h	24/24	24/24	
	20	Lift speed (unload/ full load) 起升速度 (空载 / 满载)		mm/s	500/460	500/460	
	21	Max. gradeability 最大爬坡度		%	19	19	
Wheel & Tires	22	Tires 轮胎	Front 前轮	--	300-15-18PR	300-15-18PR	
			Rear 后轮	--	7.00-12-12PR	7.00-12-12PR	
	24	Tread 轮距	Front 前轮	mm	1180	1180	
			Rear 后轮	mm	1190	1190	
	26	Wheelbase 轴距		mm	2100	2100	
	27	Min. ground clearance 最小离地间隙 (unload/ full load) (空载 / 满载)	Mast 门架	mm	175	175	
			Frame 车架	mm	225	225	
	29	Battery 蓄电池		v/ah	2-12/80	2-12/80	
Drive units	30	Model 型号		--	LR4B3-22	XINCHAI 4D35G	
	31	Rated output 额定功率		kw/r.p.m	57/2200	48/2300	
	32	Rated torque 额定扭矩		n.m/r.p.m	285/1300-1500	230/1600-1800	
	33	Displacement 排量		cc	4578	3470	
	34	No. of cylinder 缸数		--	4	4	
	35	Bore×stroke 缸径 × 行程		mm	108x125	98x115	
	36	Transmission 双变	Model 型号		--	Hydraulic	Manual
			Shift (FWD/RVS) 档位 (前 / 后)		--	2/1	2/2
	38	Operating pressure 工作压力		mpa	19	19	


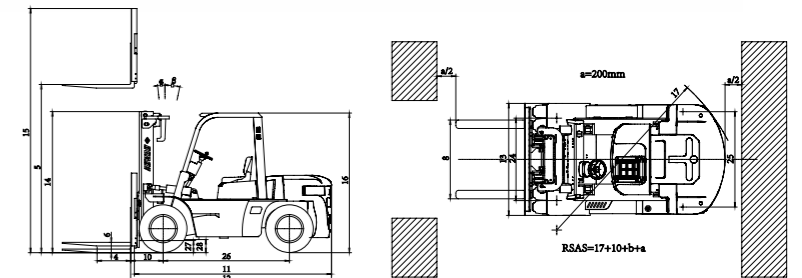
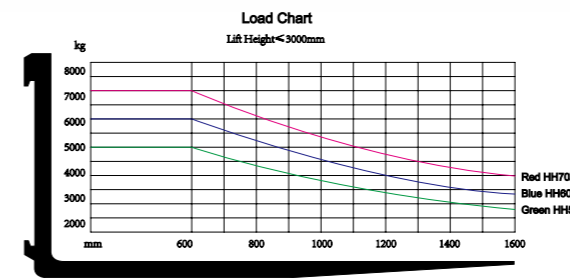


Technical Parameter

5.0/6.0/7.0Ton Diesel Forklift



General	1	Model 型号		UNIT	HH50 (Z)	HH50 (Z)	HH60 (Z)	HH60 (Z)	HH70 (Z)	HH70 (Z)	
	2	Power type 动力形式		--	Diesel	Diesel	Diesel	Diesel	Diesel	Diesel	
	3	Rated capacity 额定载荷		kg	5000	5000	6000	6000	7000	7000	
	4	Load center 载荷中心距		mm	600	600	600	600	600	600	
Dimensions	5	Lift height 起升高度		mm	3000	3000	3000	3000	3000	3000	
	6	Free lift height 自由起升高度		mm	190	190	190	190	190	190	
	7	Fork size(L*W*T) 货叉尺寸		mm	1220×150×70	1220×150×70	1220×150×70	1220×150×70	1220×150×70	1220×150×70	
	8	Fork outside spread(Min./Max.) 货叉间距 (外侧)		mm	300/1830	300/1830	300/1830	300/1830	300/1830	300/1830	
	9	Mast tilt range(F/R) 门架倾角 (前 / 后)		deg	6/12	6/12	6/12	6/12	6/12	6/12	
	10	Front overhang 前悬距		mm	590	590	590	590	590	590	
	Overall dimensions	11	Length to face of fork 总长	Without fork 不带货叉	mm	3440	3440	3480	3480	3520	3520
				With fork 带货叉	mm	3510	3510	3550	3550	3590	3590
				Wheel width 车轮宽	mm	2000	2000	2000	2000	2000	2000
		14	Mast lowered height 门架不起升高度		mm	2520	2520	2520	2520	2520	2520
	15	Mast extended height 门架起升高度		mm	4360	4360	4360	4360	4360	4360	
	16	Overhead guard height 安全架高度		mm	2490	2490	2490	2490	2490	2490	
	17	Turning radius 最小转弯半径		mm	3370	3370	3410	3410	3450	3450	
	18	Min. right angle aisle width 最小直角通道宽度		mm	3755	3755	3755	3755	3755	3755	
Performance	19	Travel speed (unload/full load) 行驶速度 (空载 / 满载)		km/h	13/12	13/12	13/12	13/12	13/12	13/12	
	20	Lift speed (unload/ full load) 起升速度 (空载 / 满载)		mm/s	600/400	600/400	600/400	600/400	600/400	600/400	
	21	Max. gradeability 最大爬坡度		%	20	20	20	20	20	20	
Wheel & Tires	22	Tires 轮胎	Front 前轮	--	8.25-15-14PR	8.25-15-14PR	8.25-15-14PR	8.25-15-14PR	8.25-15-14PR	8.25-15-14PR	
			Rear 后轮	--	8.25-15-14PR	8.25-15-14PR	8.25-15-14PR	8.25-15-14PR	8.25-15-14PR	8.25-15-14PR	
	24	Tread 轮距	Front 前轮	mm	1470	1470	1470	1470	1470	1470	
			Rear 后轮	mm	1700	1700	1700	1700	1700	1700	
	26	Wheelbase 轴距		mm	2250	2250	2250	2250	2250	2250	
	27	Min. ground clearance 最小离地间隙 (unload/ full load) (空载 / 满载)		Mast 门架	mm	190/160	190/160	190/160	190/160	190/160	190/160
28			Frame 车架	mm	260/250	260/250	260/250	260/250	260/250	260/250	
Drive units	29	Battery 蓄电池		v/ah	2×12/90	2×12/90	2×12/90	2×12/90	2×12/90	2×12/90	
	31	Engine 发动机	Model 型号		--	6BG1	CY6102	6BG1	CY6102	6BG1	CY6102
			Rated output 额定功率		kw/r.p.m	82/2000	81/2500	82/2000	81/2500	82/2000	81/2500
			Rated torque 额定扭矩		n.m/r.p.m	411/1600	353/1650	411/1600	353/1650	411/1600	353/1650
			Displacement 排量		cc	6494	5785	6494	5785	6494	5785
			No. of cylinder 缸数		--	6	6	6	6	6	6
	35	Bore×stroke 缸径 × 行程		mm	105×125	102×118	105×125	102×118	105×125	102×118	
	36	Transmission 双变	Model 型号		--	Hydraulic	Hydraulic	Hydraulic	Hydraulic	Hydraulic	Hydraulic
			Shift (FWD/RVS) 档位 (前 / 后)		--	2/1	2/1	2/1	2/1	2/1	2/1
	38	Operating pressure 工作压力		mpa	18	18	18	18	18	18	



Technical Parameter


2.0/2.5/3.0/3.5T Gasoline/LPG Forklift

General	1	Model 型号		UNIT	HH20 (Z)	HH25 (Z)	HH30 (Z)	HH35 (Z)	
	2	Power type 动力形式		--	Gasoline/LPG	Gasoline/LPG	Gasoline/LPG	Gasoline/LPG	
	3	Rated capacity 额定载荷		kg	2000	2500	3000	3500	
	4	Load center 载荷中心距		mm	500	500	500	500	
Dimensions	5	Lift height 起升高度		mm	3000	3000	3000	3000	
	6	Free lift height 自由起升高度		mm	110	110	110	110	
	7	Fork size(L*W*T) 货叉尺寸		mm	1070×120×40	1070×120×40	1070×125×45	1070×125×45	
	8	Fork outside spread(Min./Max.) 货叉间距 (外侧)		mm	245/1030	245/1030	255/1100	255/1100	
	9	Mast tilt range(F/R) 门架倾角 (前 / 后)		deg	6/12	6/12	6/12	6/12	
	10	Front overhang 前悬距		mm	480	480	500	500	
	Overall dimensions	11	Length to face of fork 总长	Without fork 不带货叉	mm	2500	2570	2680	2730
				With fork 带货叉	mm	2540	2610	2725	2775
				Wheel width 车轮宽	mm	1160	1160	1225	1225
		14	Mast lowered height 门架不起升高度		mm	2050	2050	2080	2080
	15	Mast extended height 门架起升高度		mm	4000	4000	4110	4110	
	16	Overhead guard height 安全架高度		mm	2150	2150	2150	2150	
	17	Turning radius 最小转弯半径		mm	2320	2380	2460	2510	
	18	Min. right angle aisle width 最小直角通道宽度		mm	1910	2000	2105	2200	
Performance	19	Travel speed (unload/full load) 行驶速度 (空载 / 满载)		km/h	20/18.5	20/18.5	20/18.5	20/18.5	
	20	Lift speed (unload/ full load) 起升速度 (空载 / 满载)		mm/s	510/450	510/450	510/450	510/450	
	21	Max. gradeability 最大爬坡度		%	20	20	20	20	
Wheel & Tires	22	Tires 轮胎	Front 前轮	--	7.00-12-12PR	7.00-12-12PR	28×9-15-12PR	28×9-15-12PR	
			Rear 后轮	--	6.00-9-10PR	6.00-9-10PR	6.50-10-10PR	6.50-10-10PR	
	24	Tread 轮距	Front 前轮	mm	970	970	1000	1000	
			Rear 后轮	mm	980	980	980	980	
	26	Wheelbase 轴距		mm	1650	1650	1700	1700	
	27	Min. ground clearance 最小离地间隙 (unload/ full load) (空载 / 满载)	Mast 门架	mm	160/140	160/140	160/140	160/140	
28	Frame 车架		mm	150/130	150/130	145/125	145/125		
29	Battery 蓄电池		v/ah	12/90	12/90	12/90	12/90		
Drive units	31	Model 型号		--	K21	K21	K25	K25	
		Rated output 额定功率		kw/r.p.m	31.2/2250	31.2/2250	37.4/2300	37.4/2300	
		Rated torque 额定扭矩		n.m/r.p.m	143.7/1800	143.7/1800	171.2/1600	171.2/1600	
		Displacement 排量		cc	2065	2065	2488	2488	
		No. of cylinder 缸数		--	4	4	4	4	
	35	Bore×stroke 缸径 × 行程		mm	89×83	89×83	89×100	89×100	
	36	Model 型号		--	Hydraulic	Hydraulic	Hydraulic	Hydraulic	
		Shift (FWD/RVS) 档位 (前 / 后)		--	1/1	1/1	1/1	1/1	
38	Operating pressure 工作压力		mpa	17.5	17.5	17.5	17.5		



Superiority of Dual Fuel Forklift

- Japanese imported Nissan K21 and Nissan K25, with low fuel consumption, less vibration and noisy
- MPCO Converter system combined with ergonomically design, which additionally improve the whole performance of the forklift.
- Multiple option available for choice
- Economy, convenient to operate




Superiority of Electric Forklift

- Comfortable operator space, lower energy consumption as well as high-performance components make HUAHE electric forklift become a reliable and cost-saving machine.
- Zero-Emission, Zero-Pollution as well as the excellent hydraulic system guarantee your material handling become the most cost-efficient.

Technical Parameter

Generals 概要		1	Model 型号	HEF-15	HEF-20	HEF-25	HEF-30	HEF-35		
		2	Rated Capacity 额定载荷	kg	1500	2000	2500	3000	3500	
		3	Load Centre 载荷中心距	mm	450	500	500	500	500	
		4	Lift Height 起升高度	mm	3000	3000	3000	3000	3000	
		5	Fork Size (L×W×T) 货叉尺寸	mm	900*120*35	1070*120*40	1070*120*40	1070*125*45	1070*125*45	
		6	Mast Tilt Angle (F/R) 门架倾角(前/后)	Deg	6/12	6/12	6/12	6/12	6/12	
Characteristics&Dimension 特征和尺寸		7	Overall dimensions 外形尺寸	length to face of fork(Without fork) 总长(不带货叉)	mm	2150	2380	2400	2530	2550
		8		Overall Width 总宽	mm	1090	1150	1150	1250	1250
		9		Mast Lowered Height 门架不起升高度	mm	2025	2050	2050	2100	2100
		10		Mast Extended Height(With backrest) 门架起升高(带挡货架)	mm	3960	3950	3950	4250	4250
		11		Overhead Guard Height 安全架高度	mm	2165	2150	2150	2150	2150
		12	Min. Turning Radius 最小转弯半径	mm	1960	2120	2120	2280	2280	
		13	Front Overhang(Wheel center to fork face) 前悬距	mm	440	490	490	497	497	
		14	Tread 轮距	mm	890/920	970/950	970/950	1000/980	1000/980	
		15	Min.Ground Clearance 最小离地间隙	mm	110	105	105	116	116	
		16	Wheelbase 轴距	mm	1380	1500	1500	1600	1600	
		17	Fork Spread 货叉调节范围	mm	240/980	240/1040	240/1040	240/1100	240/1100	
Performance 性能		18	Speed 速度	Travel(Full load) 行驶(满载)	Km/h	10	13	13	13	13
		19		Lifting(Full load) 起升(满载)	mm/s	240	230	230	300	300
		20	Gradeability 爬坡度	Laden 满载	%	15	16	16	15	15
		21	轮胎	Front×2 前轮	--	6.50-10-10PR	7.00-12-12PR	7.00-12-12PR	28×9-15-12PR	28×9-15-12PR
		22		Rear×2 后轮	--	5.00-8-10PR	18×7-8-14PR	18×7-8-14PR	6.50-10-10PR	6.50-10-10PR
		23	Motor 电机	Drive Motor 驱动电机功率	kw	8	11	11	15	15
		24		Lift Motor 起升电机功率	kw	8.2	10	10	13.5	13.5
		25	Battery 电瓶	Standard 标准	V/Ah	48/550	48/550	48/550	80/500	80/500
		26	Controller 驱动	Manufacturer 厂商	--	CURTIS	CURTIS	CURTIS	CURTIS	CURTIS
		27		Type 型号	--	AC+DC	AC+DC	AC+DC	AC+DC	AC+DC

1.5/2.0/2.5/3.0/3.5Ton Electric Forklift



1.3T Smart Truck

Smart/ Economical/Fashion/Perfect

- Strong power, meets most companies' demands
- Stable parts guarantee longer working life
- Fashion, beautiful and top shape
- Delicate design with excelsior details
- Easy maintenance and dismounting
- Small size, travel through narrow crossways
- Flexible design, convenient to operate
- Economy, energy saving and high cost performance



Technical Parameter

1	Model 型号		HEPT13
2	Load capacity 额定载荷	kg	1300
3	Service weight(with battery) 带电瓶自重	kg	225
4	Min. Lowered fork height 最小离地间隙	mm	85
5	Overall length with forks 总长	mm	1600/1670
6	Overall forks width 总宽	mm	560/685
7	Fork length×width×height 货叉长 × 宽 × 高	mm	1150×150×50
8	Aisle width for pallet 1000×1200 crossways 直角通道宽度, 托盘 1000×1200	mm	1930
9	Aisle width for pallet 800×1200 crossways 直角通道宽度, 托盘 800×1200	mm	1780
10	Turning radius 转弯半径	mm	1480
11	Travel speed(laden/unladen) 行驶速度 (承载 / 空载)	km/h	3.5/4
12	Maximum gradeability(laden/unladen) 最大爬坡度 (承载 / 空载)	%	3/10
13	Battery voltage/capacity 电瓶电压 / 容量	v/AH	24/80

2.0-2.5T Electric Pallet Truck

Safe/Flexible/Strong/Reliable

- Germany hand
- Curtis AC control system
- Walkie standard, rider option
- Electromagnetic brake
- Easier operations through hand
- Electric power steering system
- Suitable for storage situations



Technical Parameter

1	Model 型号		HEPT20/25
2	Load capacity 额定载荷	kg	2000/2500
3	Service weight(with battery) 带电瓶自重	kg	640
4	Min. Lowered fork height 最小离地间隙	mm	85
5	Overall length with forks 总长	mm	1710
6	Overall forks width 总宽	mm	540/600/685
7	Fork length×width×height 货叉长 × 宽 × 高	mm	1150×185×55
8	Max.ground clearance 货叉最大离地高度	mm	205
9	Aisle width for pallet 1000×1200 crossways 直角通道宽度, 托盘 1000×1200	mm	1900
10	Aisle width for pallet 800×1200 lengthways 直角通道长度, 托盘 800×1200	mm	2100
11	Turning radius 转弯半径	mm	1700
12	Travel speed(laden/unladen) 行驶速度 (承载 / 空载)	km/h	6/6
13	Maximum gradeability(laden/unladen) 最大爬坡度 (承载 / 空载)	%	5/7
14	Battery voltage/capacity 电瓶电压 / 容量	v/AH	24/210

1.4/1.6T Electric Pallet Stacker

Safe/Comfortable/Powerful/Durable

- Germany hand
- Curtis AC control system
- Walkie standard, rider option
- Electromagnetic brake
- Easier operations through hand
- Electric power steering system
- The mast and frame are dividable and exchangeable
- Work in warehouse and plant



Technical Parameter

1	Model 型号		HEPS14/16
2	Operation type 操作类型	--	Rider/walkie
3	Load capacity 额定载荷	kg	1400/1600
4	Load center 载荷中心距	mm	600
5	Service weight(with battery) 带电瓶自重	kg	1080
6	Steering/bearing tyres material 驱动轮 / 承载轮材料	--	PU/PU
7	Mast lowered height 静止高度	mm	2019
8	Lift height 起升高度	mm	3000/3300/4000
9	Lowered fork height 离地间隙	mm	85
10	Overall length with forks 总长	mm	1920
11	Overall width 总宽	mm	870
12	Fork length×width×height 货叉长 × 宽 × 高	mm	1150×185×55
13	Turning radius 转弯半径	mm	1600
14	Travel speed(laden/unladen) 行驶速度 (承载 / 空载)	km/h	4.5/7
15	Gradeability speed(laden/unladen) 爬坡度 (承载 / 空载)	°	5/7
16	Drive motor output 驱动电机功率	kW	1.5
17	Lifting motor output 起升电机功率	kW	2.0
18	Battery voltage/capacity 电瓶电压 / 容量	v/AH	24/210
19	Control system 驱动控制类型	--	AC
20	Manufacturer of control system 控制器制造商	--	CURTIS



Sideshifter
侧移器



Foam rubber clamp
泡沫橡胶夹



Brick Clamp
砖块夹



Glass handler
玻璃处理器



Fork positioner
叉定位器



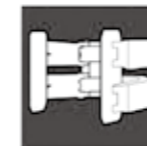
Multi-purpose clamp
多用钳



Block clamp
块夹



Forward multi-purpose clamp
向前多用钳



Paper roll clamp
纸卷夹



Tobacco carton clamp
烟草纸箱夹



Single double pallet handler
单一的双托盘叉



Carpet boom
串杆



Push/pull
推拉器



Drum clamp
鼓夹



Double wide sideshifters
双托盘叉



Tri-lateral head unit
三侧头单元



Carton clamp
纸箱夹



No-arm clamp
无臂夹



Load stabilizer
负载稳定器



Telescopic fork
伸缩叉



Rotator
旋转夹



Fork clamp
叉夹



Hinged forks
铰链叉



Hose reel
软管卷



Bale clamp
包夹



Bar arm clamp
杆臂夹



Tyre clamp
轮胎夹



Forks Extension
叉套



Pulp bale clamp
纸浆包夹



Turnaload
旋转抱夹



Hinged broke handler
废料夹



Pressure gage
压力表

2.0-4.5Ton Wide View 2-Stage Mast

Mast Name	Lift Height (mm)	Overall Height(mm)									Tilt Angle
		2.0-3.5T			4.0T			4.5T			
		Mast Lowered	Mast Extended		Mast Lowered	Mast Extended		Mast Lowered	Mast Extended		
With Backrest	Without Backrest		With Backrest	Without Backrest		With Backrest	Without Backrest				
H300	3000	2080	4110	3625	2180	4250	3796	2405	4222	3829	6/12
H330	3300	2230	4410	3925	2330	4550	4096	2555	4522	4129	6/12
H350	3500	2330	4610	4125	2430	4750	4296	2655	4722	4329	6/12
H400	4000	2630	5110	4625	2730	5250	4796	2955	5222	4829	6/6
H450	4500	2905	5610	5125	2980	5750	5296	3034	5722	5329	6/6
H500	5000	3180	6110	5625	3230	6250	5796	3455	6222	5829	6/6
H550	5500	--	6610	6125	3530	6750	6296	3705	6722	6329	6/3
H600	6000	--	7110	6625	3780	7250	6796	3955	7222	6829	6/3

2.0-4.5Ton Wide View Full Free Mast

Mast Name	Lift Height (mm)	Overall Height(mm)									Free Lift(mm)						Tilt Angle
		2.0-3.5T			4.0T			4.5T			2.0-3.5T		4.0T		4.5T		
		Mast Lowered	Mast Extended		Mast Lowered	Mast Extended		Mast Lowered	Mast Extended		Mast Lowered	Mast Extended		Mast Lowered	Mast Extended		
With Backrest	Without Backrest		With Backrest	Without Backrest		With Backrest	Without Backrest		With Backrest	Without Backrest		With Backrest	Without Backrest				
F300	3000	2080	4110	3625	2180	4250	3796	2405	4222	3829	925	1410	--	--	--	--	6/12
F450	4500	2150	5610	5125	2305	5750	5296	2405	5722	5329	995	1480	1005	1459	1133	1526	6/6
F480	4800	2255	5910	5425	2405	6050	5596	2504	6022	5629	1100	1585	1105	1559	1232	1625	6/6
F500	5000	2321	6110	5625	2505	6250	5796	2604	6222	5829	1166	1651	1205	1659	1332	1725	6/6
F550	5500	2485	6610	6125	2670	6750	6296	2771	6722	6329	1330	1815	1370	1824	1499	1892	6/3
F600	6000	2651	7110	6625	2855	7250	6796	2969	7222	6829	1496	1981	1555	2009	1697	2090	6/3

5.0-7.0Ton Wide View 2-Stage Mast

Mast Name	Lift Height (mm)	Overall Height(mm)			Tilt Angle
		5.0-7.0T			
		Mast Lowered	Mast Extended		
With Backrest	Without Backrest		F/R		
D300	3000	2520	4360	4074	6/12
D350	3500	2770	4860	4574	6/12
D400	4000	3070	5360	5074	6/6
D450	4500	3320	5860	5574	6/6
D500	5000	3570	6360	6074	6/6
D550	5500	3870	6860	6574	6/3
D600	6000	4120	7360	7074	6/3

5.0-7.0Ton Wide View Full Free Mast

Mast Name	Lift Height (mm)	Overall Height(mm)			Free Lift(mm)		Tilt Angle
		5.0-7.0T			5.0-7.0T		
		Mast Lowered	Mast Extended		Mast Extended		
With Backrest	Without Backrest		With Backrest	Without Backrest	F/R		
T450	4500	2412	5860	5574	982	1268	6/6
T500	5000	2580	6360	6074	1150	1436	6/6
T550	5500	2717	6860	6574	1287	1573	6/3
T600	6000	2917	7360	7074	1487	1773	6/3

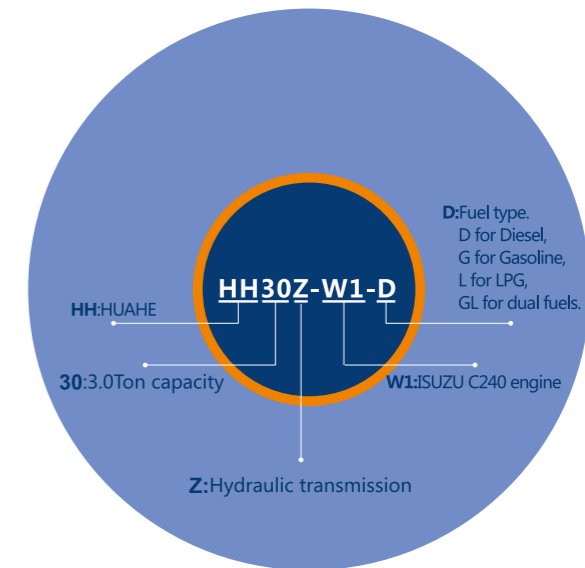


Engine Options and Specifications

Model	Engine	Rated Output/r.p.m	Displacement	No. of Cylinder	Manufacturer	Original	Emission	Applications
型号	发动机	额定功率 / 转速	排量	缸数	制造商	原产地	排放标准	适用吨位
N1	C490BPG-262	40/2650	2540	4	XIN CHAI	CHINA	N/A	2-3.5T
N2	A495BPG	42/2650	2980	4	XIN CHAI	CHINA	N/A	2-3.5T
N3	A498BPG	45/2650	3168	4	XIN CHAI	CHINA	N/A	3-4T
N4	C490BPG-17	36.8/2650	2670	4	XIN CHAI	CHINA	EURO III	2-3.5T
N5	A498BT1	36.8/2400	3168	4	XIN CHAI	CHINA	EURO III	2.5-4T
N6	CY6102	81/2500	5785	6	CHAO CHAI	CHINA	N/A	5-10T
W1	C240	35.4/2500	2369	4	ISUZU	JAPAN	EURO III	2-3.5T
W2	4JG2	44.9/2450	3059	4	ISUZU	JAPAN	N/A	3-3.5T
E2	4TNE92	33/2450	2659	4	YANMAR	JAPAN	EURO III	2-2.5T
E8	4TNE98	42.1/2300	3318	4	YANMAR	JAPAN	EURO III	2.5-4T
W5	6BG1	82/2000	6494	6	ISUZU	JAPAN	N/A	5-7T
W6	1104D	56/2200	4440	4	PERKINS	UK	EURO III	5-7T
K1	K21	31.2/2250	2065	4	NISSAN	JAPAN	N/A	2-2.5T
K5	K25	37.4/2300	2488	4	NISSAN	JAPAN	N/A	2-3.5T
W22	B3.3	48.5/2600	3261	4	CUMMINS	USA	EPA	3-4T
W23	GM3.0	44/2200	2966	4	GM	USA	EPA	2-4T

Model Explanation:

- HH: HUAHE
- 30: 3.0Ton capacity
- Z: Hydraulic transmission
- W1: ISUZU C240 engine
- D: Fuel type
 - D for diesel
 - G for gasoline
 - L for LPG
 - GL for dual fuel





Accurate/Excellent Production Equipment



Products get ready to deliver



CUSTOMER FEEDBACK

Company name: _____ Address: _____

Contactor: _____ Shipment time: _____

1) How about the delivery date of goods ?

1 forward 2 on time 3 delay

2) Do you satisfied with our goods' quality ?

3) How do you feel about our service attitude ?

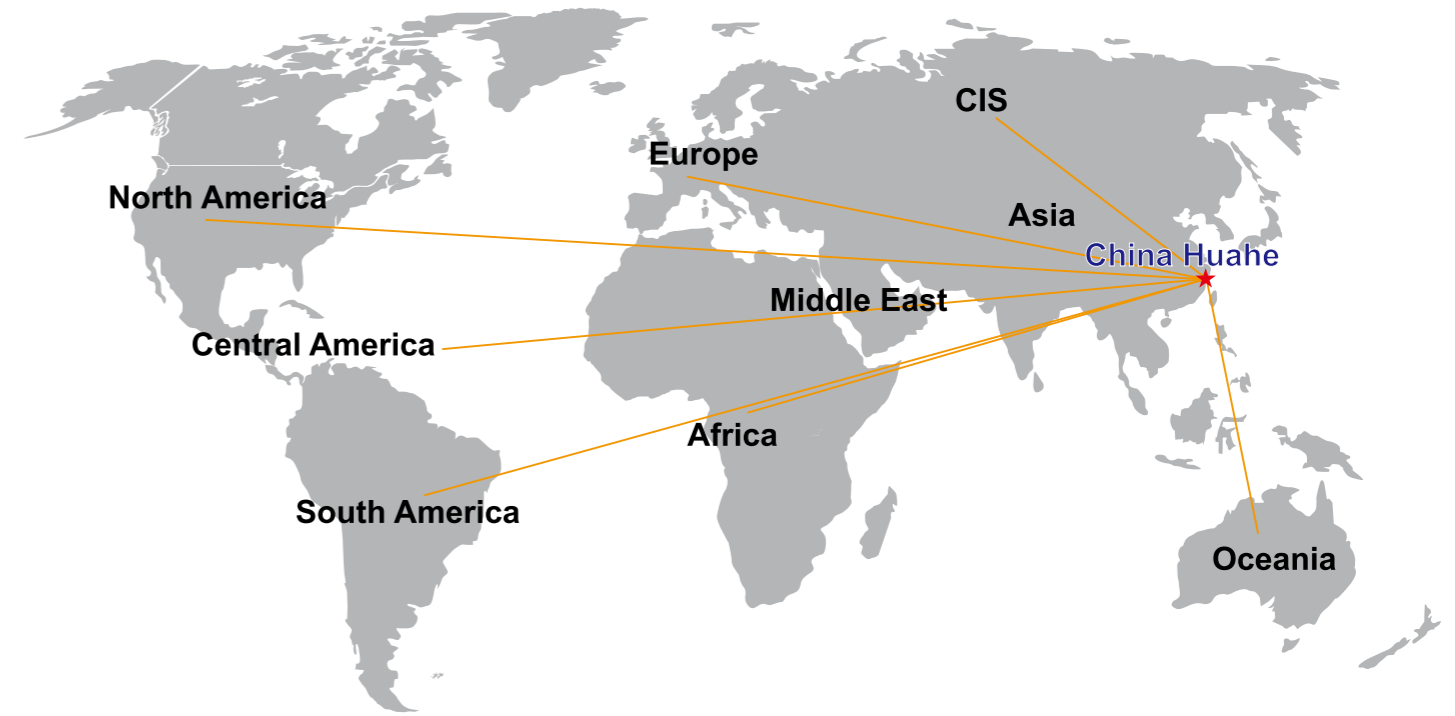
4) Do we quote price in time ?

5) Do you get timely communication or solution on unsatisfactory point ?

6) Please share with us any other information, which can help us to do better.

Marketing Network

We are lookng for disctributors, agents to build a local market network and providing after sales service for local customers.



Exhibitions - Customers

